

me: _____

Grade: Date:

Question 1

According to the table below, which juice is the least favorite?

Juice Choices				
	Apple	Orange	Grape	Mango
James	✓			
Kelly	✓		✓	✓
Monica		✓		✓
Ken	✓			
Anne			✓	✓

- A. Apple B. Orange
C. Grape D. Mango

Question 2

Which state saw rise in the unemployment from 2006 to 2007?

State	Unemployment rate (%)	
	2006	2007
New York	5.2	5.4
Florida	6.3	6.4
Texas	4.9	5.5
New Jersey	5.8	5.6
California	6.2	6.6

- A. New York B. New Jersey
C. All but Florida D. All but New Jersey

Question 3

Which state saw the largest increase in unemployment?

State	Unemployment rate (%)	
	2006	2007
New York	5.2	5.4
Florida	6.3	6.4
Texas	4.9	5.5
New Jersey	5.8	5.6
California	6.2	6.6

- A. New Jersey B. Florida
C. Texas D. California

Question 4

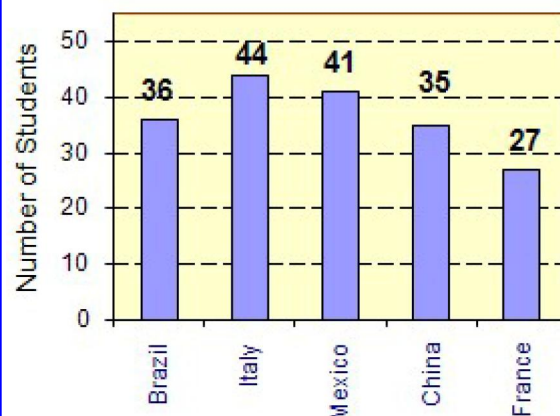
What was the change in unemployment for New Jersey from 2006 to 2007?

State	Unemployment rate (%)	
	2006	2007
New York	5.2	5.4
Florida	6.3	6.4
Texas	4.9	5.5
New Jersey	5.8	5.6
California	6.2	6.6

- A. Increase by 0.2% B. Decreased by 0.2%
C. Increase by 2% D. Decreased by 0.02%

Question 5

Numbers of foreign students in a University are shown below. What is the average number of foreign student from a country?



- A. 36.0 B. 37.0
C. 36.6 D. 36.7

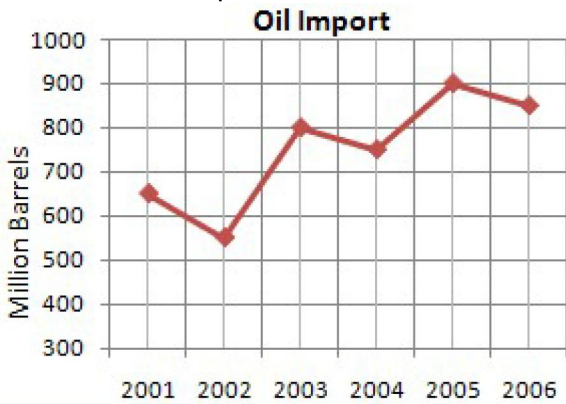
Question 6

What is the Median number of students for the chart shown in question 5?

- A. 41 B. 36
C. 36.6 D. 35

Question 7

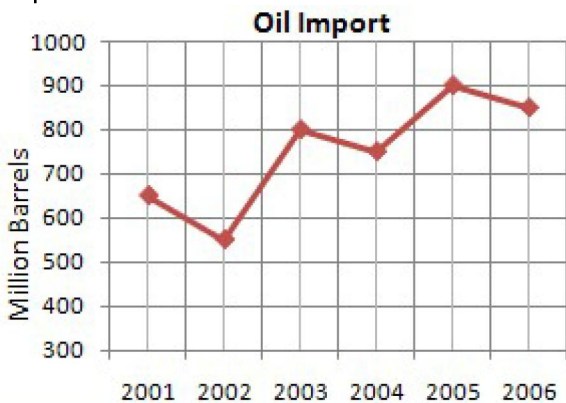
Oil import for a country is shown below. In which year did the country saw strongest decline in oil import?



- A.** 2002 **B.** 2003
C. 2004 **D.** 2005

Question 8

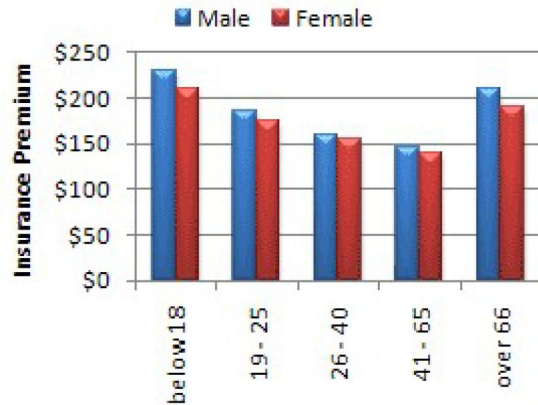
Oil import for a country is shown below. How much was the strongest rise in oil import?



- A.** 200 **B.** 150
C. 300 **D.** 250

Question 9

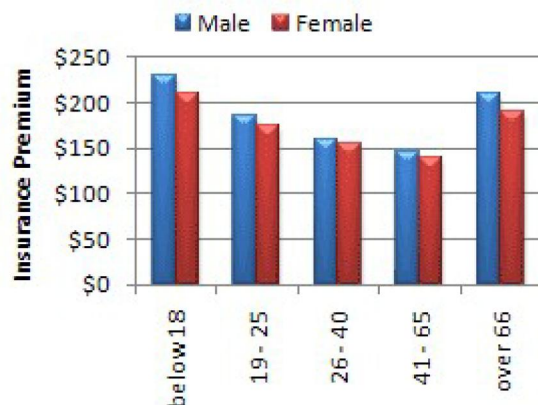
According to the chart below, which statement is correct?



- A.** Female pay lower insurance premium until they are 65 or below **B.** Male pay lower insurance premium until they are 65 or below
C. Female pay lower insurance premium **D.** Female pay higher insurance premium

Question 10

According to the chart below, which statement is correct?



- A.** Insurance premium decreases as you grow older **B.** Insurance premium increases as you grow older
C. Insurance premium decreases as you grow older until age 65 **D.** Insurance premium decreases as you grow older until age 85

Hide Answers

Question No	Answer
1	B
2	D
3	C
4	B
5	C
6	B
7	A
8	D
9	C
10	C